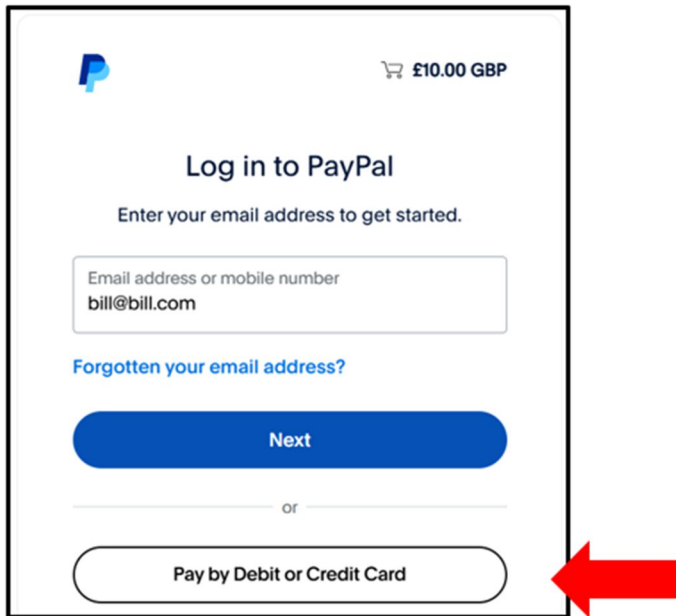


At this point you have 2 payment options:

- Pay by **Debit** or **Credit** card (see **A** below), or
- Pay by **PayPal** (see **B** below)

A) Paying with your Debit/Credit Card

1. To pay with a Debit or Credit card, enter your email address and press **Pay by Debit or Credit Card**



PayPal logo

£10.00 GBP

### Log in to PayPal

Enter your email address to get started.

Email address or mobile number  
bill@bill.com

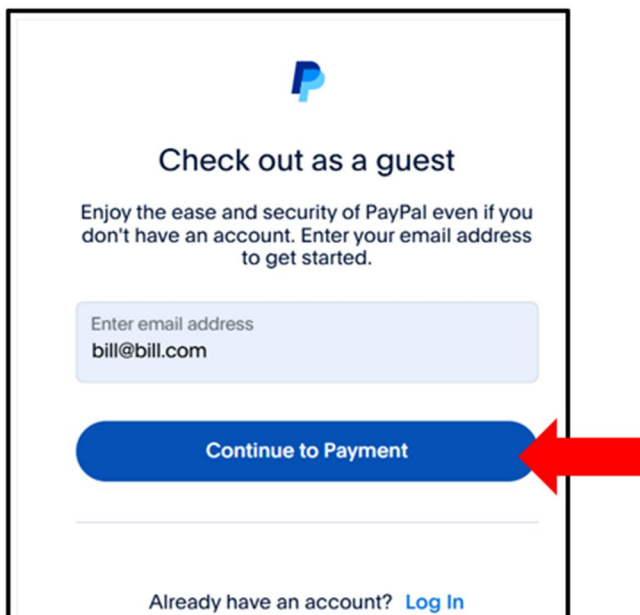
[Forgotten your email address?](#)

Next

or

Pay by Debit or Credit Card

2. Enter your email address again at the next screen. Ignore the options to Log in to PayPal and press **Continue to Payment** followed by **Continue as a guest**



PayPal logo

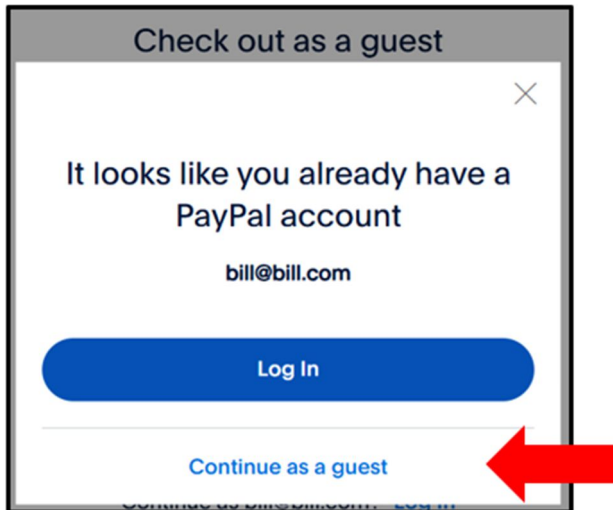
### Check out as a guest

Enjoy the ease and security of PayPal even if you don't have an account. Enter your email address to get started.

Enter email address  
bill@bill.com

Continue to Payment

Already have an account? [Log In](#)



3. Enter the details of your payment card and your contact details

**Pay with debit or credit card**

Your financial details won't be shared with the seller.

Country/region  
United Kingdom

Email address  
bill@bill.com

Phone type  
Mobile

Phone number  
07701234567

Card number  
0789 1234 2244 6677

Expiry date  
10 / 26

Security code

**Billing address**

First name  
Bill

Last name  
Cooper

4. Press **Pay now as guest**

Save information & create your PayPal account

You acknowledge the [terms](#) of the service PayPal provides to the seller, and the [Privacy Statement](#). No PayPal account required.

**Pay now as guest**

Already got a PayPal account? [Log in](#)

[Cancel and return to merchant](#)



*Note: there is also the option of using the details that you have entered to create and pay with a new PayPal account by*

Save information & create your PayPal account

5. Now skip **Section B** and continue to **Section C (Confirmation of Payment)** below

B) Paying with PayPal

1. To pay with you own PayPal account, enter your email address and press **Next**

  £10.00 GBP

**Log in to PayPal**

Enter your email address to get started.

Email address or mobile number  
bill@bill.com

[Forgotten your email address?](#)

**Next**

or

Create an account

*Note: if you don't have a PayPal account, but would like to create a new one - follow the steps described in section A above until the final step when there is an option to create a PayPal account using the details that you have already entered.*

2. Enter your PayPal password and press **Log in**

Log in to PayPal

With a PayPal account, you're eligible for Buyer Protection and Rewards.

bill@bill.com [Change](#)

Password  [Show](#)

[Forgotten your password?](#)

**Log In**

or

[Create an account](#)

3. Select one of your stored credit cards or click **Add debit or credit card** if you wish to use a different card, before pressing **Complete Purchase**

Pay with

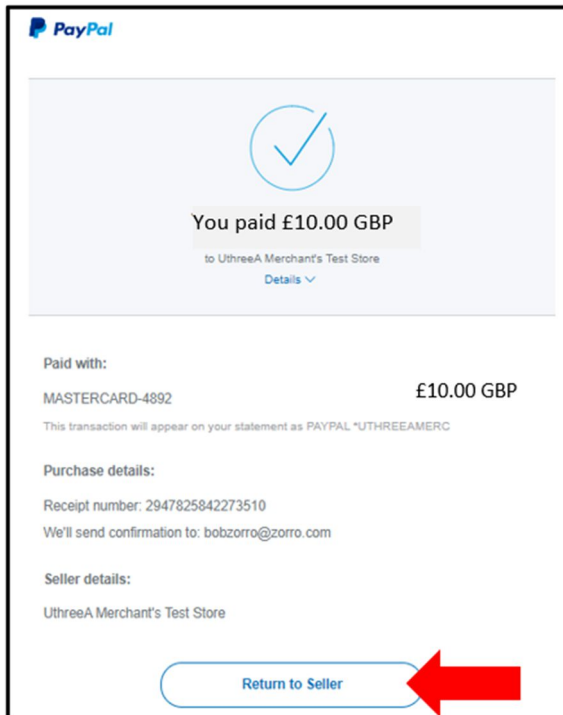
Mastercard  
Credit \*\*\*\*4892 **PREFERRED** 10.00 GBP

+ [Add debit or credit card](#)

**Complete Purchase**

### C) Confirmation of Payment

Press **Return to Seller** to return to the to the Members Portal where you will see your updated "membership continues to" date.



You will receive 2 confirmation emails:

- A confirmation of payment from PayPal
- A confirmation from your u3a. This may have your membership card attached (if your u3a has chosen to use this facility)